



# Supports for your child who is deaf or hard of hearing

Information about our guides

Easy Read version




**ndis**

[ndis.gov.au](https://www.ndis.gov.au)

# How to use this guide



The National Disability Insurance Agency (NDIA) wrote this guide. When you see the word 'we', it means the NDIA.



We wrote this guide in an easy to read way.

We use pictures to explain some ideas.

**Bold**  
Not bold


We wrote some important words in **bold**.

This means the letters are thicker and darker.



We explain what these words mean.

There is a list of these words on page 39.



This is an Easy Read summary of another guide.



You can find the other guide on our website.

[ourguidelines.ndis.gov.au/children-deaf-hard-hearing](http://ourguidelines.ndis.gov.au/children-deaf-hard-hearing)



You can ask for help to read this guide.

A friend, family member or support person may be able to help you.

# What's in this guide?

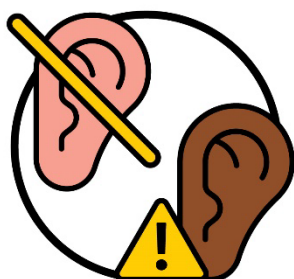
Who are the guides for?	4
Why is early intervention important?	7
About the guides	10
How can you use the guides?	14
Tips for supporting your child	18
What supports can you get?	22
Where can you find a provider?	25
Where can you find out more?	31
Using our checklist	35
More information	37
Word list	39

## Who are the guides for?

These guides are for families of children who are:




- younger than 7 years old



- deaf or hard of hearing.



Children are deaf or hard of hearing if they can't hear things around them.



They might be born deaf or hard of hearing.  
Or they might become deaf or hard of hearing later in life.





Some children also have hearing loss.

Hearing loss is when your child can only hear some things around them.

Children can have hearing loss in:



- one ear



- both ears.



It's for families who want to know about **early intervention** for their child.



Early intervention is when children get services and support:

- as early as possible in their lives
- while they grow and develop.

This includes different types of early intervention supports:



- from the NDIS




- in the community.

# Why is early intervention important?

Early intervention means children who are deaf or hard of hearing get supports:



- as early as possible



- while they grow and develop.



It can give them a good start in life.

Early intervention can help children who are deaf or hard of hearing:



- learn how to communicate



- take part in family and day-to-day life



- do things on their own and for themselves when they are older.



Early intervention can support the wellbeing of children and their families.



You can learn more about early intervention on our website.

[ourguidelines.ndis.gov.au/intervention](https://ourguidelines.ndis.gov.au/intervention)



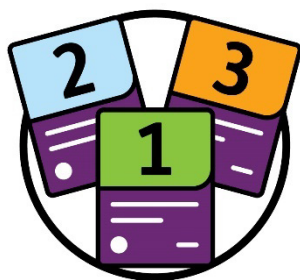
You can also learn more about the best ways to use early intervention.

You can find out more on the Early Childhood Intervention Australia website.

[www.flipsnack.com/earlychildhoodintervention/ecia-national-guidelines-best-practice-in-eci/full-view.html](http://www.flipsnack.com/earlychildhoodintervention/ecia-national-guidelines-best-practice-in-eci/full-view.html)



## About the guides



We wrote 3 guides.

They are about:



- support to help your child communicate and learn language



- support for your child's social and emotional wellbeing



- support to build skills and knowledge in your family.

## How the guides can help you



The guides are about the different supports children who are deaf or hard of hearing can use.

They explain:



- the best ways to support children who are deaf or hard of hearing



- how to think about what supports are right for your family




- what to think about when you choose a **provider**.



Providers support people who take part in the NDIS by delivering a service.



Hearing Australia support people younger than 26 years old who are deaf or hard of hearing.



Hearing Australia wrote a guide to help families learn about support for children who are deaf or hard of hearing.



You can read the guide on the Hearing Australia website.


[www.hearing.com.au/Hearing-loss/  
Children-young-adults](http://www.hearing.com.au/Hearing-loss/Children-young-adults)

## Where did we get this information?

We got the information for the guides from:



- research



- guidelines from around the world.

We also heard from:



- families with children who are deaf or hard of hearing

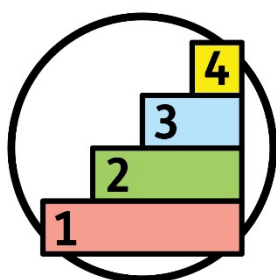


- NDIA staff



- organisations who work with people with disability.

# How can you use the guides?



We have 4 steps to help you use these guides.



**1. Read the information in this guide.**



This will help you learn about early intervention for children who are deaf or hard of hearing.



**2. Think about what parts of the guide are important for your family.**



You can think about goals you have for your child.





### 3. Use the guides when you have meetings about your child's supports.

This includes meetings with your MyNDIS contact, like a:



- **early childhood partner** – someone who supports children with disability and their families




- **NDIA planner** – someone who makes and updates NDIS plans.



It also includes meetings with your providers.



#### 4. Talk to your providers about the supports your child gets.



You should have these conversations often.

This will help you understand how your child's supports are helping them.



Your providers should also write you reports.

This can help you see how their supports affect your child's life.



You can learn more about these reports on our website.

[ndis.gov.au/early-childhood-intervention-provider-reports](https://ndis.gov.au/early-childhood-intervention-provider-reports)

## Support for children with other disabilities



Your child might also have other disabilities.



Your MyNDIS contact can help you connect with providers who can support your child.




This might mean you have other providers who work together.



They will work with you to make sure your child gets the right support for their needs.

## Tips for supporting your child




There are many ways to support your child who is deaf or hard of hearing.



We wrote some tips to help you.




Some of these tips might work well for your family.



And some might not be right for you.

## Get support early



You can start looking for support as soon as you know your child is deaf or hard of hearing.



Getting support early is the best way to help your child grow and develop.

## Work together with your providers



Work together with your providers to support your child the best way you can.



Providers know a lot about how to support children who are deaf or hard of hearing.



And you know your child best.



## Find ways to learn language in everyday life



Your child and family will have many chances to practise language every day.



You can talk to your providers about how you can do this.




You can also ask people with experiences like yours about how they do this.

## Family is important



Your child needs support from all their family members.

You can include your whole family in your child's supports.



For example, you can all learn Auslan together.

## Look after yourself



You should make sure you think about your own health and wellbeing.

If you need support, you can talk to:



- your family and friends



- a health professional.

## What supports can you get?




You can get support from your community.



You can talk to other parents of children who are deaf or hard of hearing.



Or join online parent groups.



They can help you learn about supports.



Some parents have training about how to support new parents of children who are deaf or hard of hearing.



They can also give you **independent** advice.

When someone gives independent advice, they can say what they really think about how things work.



You can also get support from other people who are deaf or hard of hearing.


This can help you learn about:



- how other people communicate



- the Deaf community.



You can use **community supports**.

Community supports are from organisations in the community.

For example, religious groups or your local council.



You can also use **mainstream supports**.

Mainstream supports are from other parts of the government.

For example, health and education services.



You can learn more about mainstream and community supports on our website.

**[ourguidelines.ndis.gov.au/mainstream-community-supports](http://ourguidelines.ndis.gov.au/mainstream-community-supports)**



Your child might also get supports from providers

This could include early childhood professionals.

These supports and services may be paid for by your child's NDIS plan.



## Where can you find a provider?



You can find out about different providers on page 37 of Hearing Australia's guide.

You can find it on their website.

[www.hearing.com.au/Hearing-loss/Children-young-adults](http://www.hearing.com.au/Hearing-loss/Children-young-adults)

You can get help to find a provider from your:




- early childhood partner



- NDIA planner



- health professional – like a doctor or child health nurse.



We also have a list of providers on the 'Provider finder' page of our website.

[www.ndis.gov.au/provider-finder](http://www.ndis.gov.au/provider-finder)




You can also visit the Disability Gateway website.

[www.disabilitygateway.gov.au](http://www.disabilitygateway.gov.au)



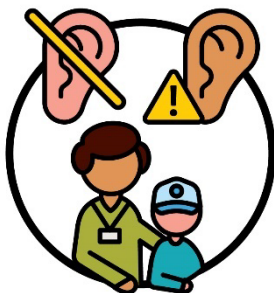
The Disability Gateway is a website you can use to find services and supports.

## What to look for in a provider



It's important to choose a provider who will:

- listen to you
- explore what your child can do.



You can look for a provider who supports children who are deaf or hard of hearing.



It's important they have the right:

- skills
- experience.



Your provider should know the best ways to support children who are deaf or hard of hearing.



And explain the different ways your child can learn to communicate.

## Questions you can ask providers




We wrote some questions below that you can ask a provider before you use their services.

How will you support us to learn about which supports might be best:



- now?



- in the future?



What experience do you have supporting children who are deaf or hard of hearing?



What can your support help my child achieve?

How will you support our family:



- at your service?



- in our home?



What information will you use to help me choose the best supports for my child?



Can you help us get support from other families with children who are deaf or hard of hearing?



How will you tell us about how well your supports are helping my child?



What will you do if your supports don't help us the way we need?

## Where can you find out more?

### Supporting young children



We wrote some guidelines that explain how we support young children.

You can find them on our website.


[ourguidelines.ndis.gov.au/early-childhood-approach](https://ourguidelines.ndis.gov.au/early-childhood-approach)



We also have information about what types of supports you can get for your child.

You can find this on our website.

[ndis.gov.au/early-childhood-approach-children-younger-9](https://ndis.gov.au/early-childhood-approach-children-younger-9)



We wrote a guide to explain what happens after you find out your child is deaf or hard of hearing.

You can find it on our website.

[www.ndis.gov.au/hearing-loss-diagnosed](https://www.ndis.gov.au/hearing-loss-diagnosed)



## How we make decisions about supports



**Funding** is the money from your NDIS plan that pays for supports and services.



We wrote a guide to explain how we decide what supports we can give funding for.

You can find it on our website.

[ourguidelines.ndis.gov.au/reasonable-supports](https://ourguidelines.ndis.gov.au/reasonable-supports)



We also wrote a guide we call 'Would we fund it'.

It explains what types of supports we provide funding for.

You can find it on our website.

[ourguidelines.ndis.gov.au/would-we-fund-it](https://ourguidelines.ndis.gov.au/would-we-fund-it)

## Specific supports

For more information about a specific support, you can talk to:



- your early childhood partner



- your provider



- people with experiences like yours.

You could also talk to:



- a health professional – like a doctor or child health nurse



- your contact at Hearing Australia



- organisations that support children who are deaf or hard of hearing.

## Using our checklist



We have a checklist that can help you understand your child's supports.

We wrote it in an easy to read way.

You can use the checklist when you get ready for a meeting with:



- your child's MyNDIS contact



- Hearing Australia



- your child's providers.



You can bring the checklist to your child's meeting if you want.



You can find the checklist on our website.

[ourguidelines.ndis.gov.au/checklist](https://ourguidelines.ndis.gov.au/checklist)

## More information

For more information about this guide, please contact us.



You can visit our website.

[www.ndis.gov.au](http://www.ndis.gov.au)



You can call us.

**1800 800 110**



Follow us on Facebook.

[www.facebook.com/NDISAus](http://www.facebook.com/NDISAus)



Follow us on Twitter.

**@NDIS**

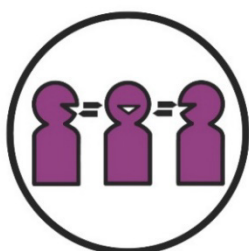
## Support to talk to us



You can talk to us online using our webchat feature at the top of our website.

[www.ndis.gov.au](http://www.ndis.gov.au)


If you speak a language other than English, you can call:



Translating and Interpreting Service (TIS)

**131 450**

If you have a speech or hearing impairment, you can call:



TTY

**1800 555 677**



Speak and Listen

**1800 555 727**



National Relay Service


**133 677**

[www.relayservice.gov.au](http://www.relayservice.gov.au)



## Word list

This list explains what the **bold** words in this document mean.



### **Community supports**

Community supports are from organisations in the community.

For example, religious groups or your local council.



### **Early childhood partner**

An early childhood partner is someone who supports children with disability and their families.

### **Early intervention**



Early intervention is when people get services and support:

- as early as possible in their lives
- while they grow and develop.



## Funding

Funding is the money from your NDIS plan that pays for supports and services.



## Independent

When someone gives independent advice, they can say what they really think about how things work.



## Mainstream supports

Mainstream supports are from other parts of the government.

For example, health and education services.




### NDIA planner

An NDIA planner is someone who makes and updates NDIS plans.



### Providers

Providers support people who take part in the NDIS by delivering a service.



The Information Access Group created this Easy Read document using stock photography and custom images. The images may not be reused without permission. For any enquiries about the images, please visit [www.informationaccessgroup.com](http://www.informationaccessgroup.com). Quote job number 5234-A.



**[ndis.gov.au](https://www.ndis.gov.au)**